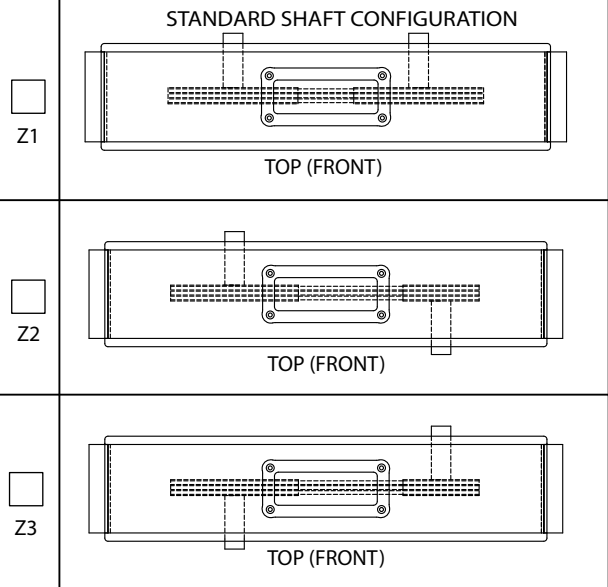


SHAFT OPTIONS



UNIGUARD "MBG" SIZING CHART MOUNTED BELT GUARD

- ALL CUSTOM ORDERS REQUIRE DRAWING OR COMPLETED SIZING CHART
- ALL INSPECTION WINDOWS ARE OPTIONAL
- ALLOW MINIMUM 1/4" CLEARANCE AROUND SHAFT, SHAFT HOLES ARE ACTUAL SIZES
- ALLOW MINIMUM 2.50" CLEARANCE AROUND ALL ROTATING COMPONENTS
- SELECT HSA OPTIONS FOR HORIZONTAL SHAFT ADJUSTMENT (+/- 1.50" Typ.)
- CUSTOM BRACKETS ARE TYPICALLY FABRICATED FOR MOUNTING DURING INSTALLATION
- IF SHAFT HOLES ARE TO BE LEFT BLANK ENTER "0"
- DEFAULT FRONT PANEL IS SOLID
- YELLOW MATERIAL IS AVAILABLE UPON REQUEST
- LENGTH = LARGE SHEAVE/2 + SHAFT CENTER + SMALL SHEAVE/2 + 5
- HEIGHT = SHEAVE + 5
- IF SHAFT HOLES ARE NOT SPECIFIED
 - THE REAR PANEL WILL BE SOLID WITHOUT SHAFT HOLES
 - THE SHAFT HOLES WILL HAVE TO BE CUT AND THE SHEAVES WILL HAVE TO BE REMOVED DURING INSTALLATION OF GUARD

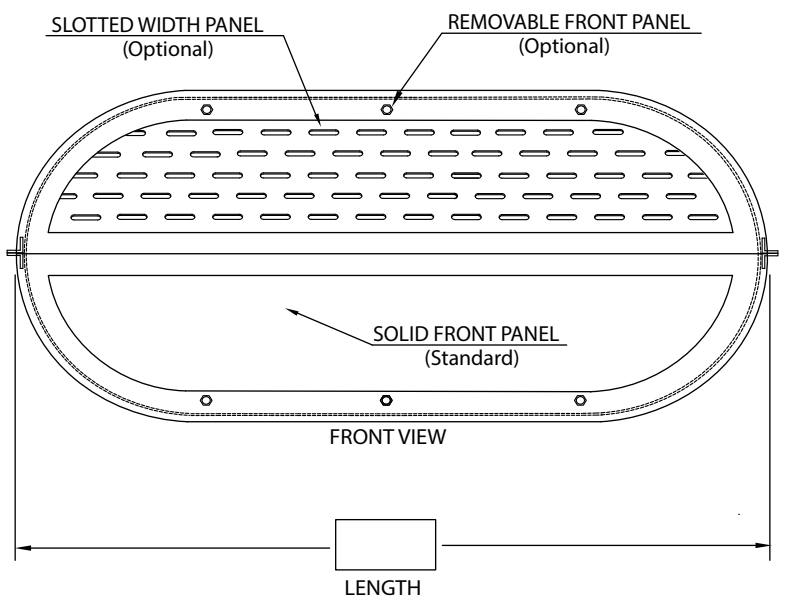
OPTIONS

CHOOSE ONE:

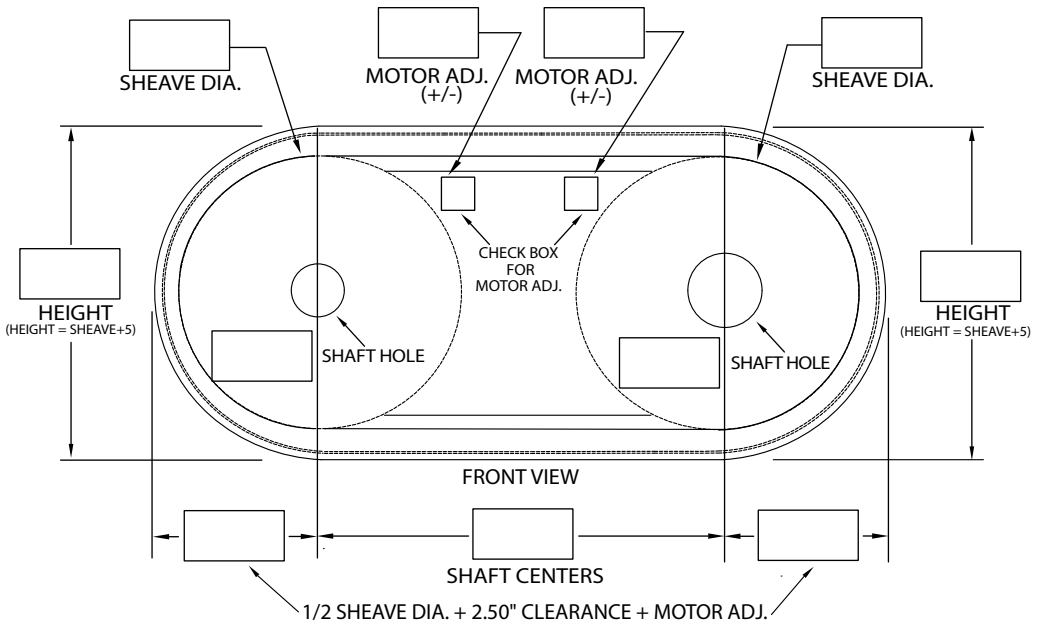
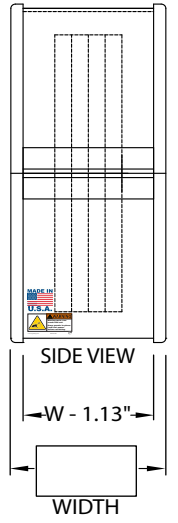
- CENTER SPLIT (STANDARD)
- SOLID FLANGED BACK (OPTIONAL)
- CENTER SPLIT FLANGED BACK (OPTIONAL)

EQUIPMENT #

- SLOTTED FRONT PANEL
- SLOTTED WIDTH PANEL
- REMOVABLE FRONT PANEL
- LIFT HANDLES
- 1 DEPTH WIDTH CENTER INSPECTION WINDOW
- 2 SHEAVE WIDTH INSPECTION WINDOWS
- 2 FRONT SHAFT INSPECTION WINDOWS
- 1 FRONT CENTER BELT INSPECTION WINDOW
- FIELD MODIFY



Length = 1/2 Drive Sheave + 1/2 Driven Sheave + Shaft Centers + Motor Adjustment + 5.0"



Notes:			
Uniguard Customer Name:	End User Company:	Eq. Mfg.:	Qty:
Uniguard Contact Name:	End User Contact Name:	Model:	Equip Numbers:
Phone #:	Date:	Notes:	Equip Numbers:
Email:	Notes:	Notes:	Equip Numbers:

Uniguard™ Machine Guards
1115 Pleasant Ridge Road
Greensboro, N.C. 27409
(888) 549-4622
sales@uniguardmgc.com